

KFOS

Key Stage 2

Optional May Half Term Activities

Over half term we have included some optional activities if you would like to complete any!





Don't forget to ask the permission of your parent/guardian before you start! 😊

If the idea in the grid has a star by it, this means we have provided some extra information about the apps that you could use or some pictures for ideas.

KFOS

Key Stage 2

Optional May Half Term Activities

<p>I. Make a 'How to' video - use iMovie or Adobe Spark. E.g. 'How to do keepy uppies' or 'How to make a cake'</p>	<p>2. Collect some items on your daily walk and make a piece of nature art. E.g. a heart out of twigs.</p>	<p>3. Create a salt dough family handprint as a lockdown keepsake.</p>	<p>4. Create, design and make your own puppet. You could then put on a puppet show for your family.</p>	<p>5. Create your very own flipbook showing a moving animation.</p>
<p>6. Host your very own Family Talent Show! Get all the family involved and spend some time practising your entry.</p>	<p>7. Make an origami bookmark. </p>	<p>8. Make a photo collage of life during lockdown.</p>	<p>9. Make some 'Rainbow Bubble Clouds'. </p>	<p>10. Film your own 'Joe Wicks' style workout for someone to follow.</p>
<p>11. Film yourself making your favourite lockdown dish.</p>	<p>12. Create a model of a book or film character from junk modelling.</p>	<p>13. Recreate a famous painting using things you have at home. </p>	<p>14. Trash Fashion! </p>	<p>15. Go onto BBC Bitesize and learn some Italian.</p>

3. Create a salt dough family handprint as a lockdown keepsake. ★



This link will help you with how to make salt dough. You can also google, 'salt dough family lockdown' for some inspiration!

<https://www.bbcgoodfood.com/howto/guide/how-make-salt-dough-recipe>




KFOS
Key Stage 2
Optional May Half Term
Activities

7. Make an origami bookmark 

Follow this YouTube clip to find out how to make an origami bookmark.

https://www.youtube.com/watch?v=YVkJPCp_IUQ


KFOS
Key Stage 2
Optional May Half Term
Activities




9. Make some 'Rainbow Bubble Clouds' ★

You could always create bubbles without using food colouring and using washing up liquid instead.

KFOS
Key Stage 2
Optional May Half Term
Activities



13. Recreate a  famous painting using things you have at home.



Choose a painting/work of art and recreate it using things that you have around your house.



KFOS
Key Stage 2
Optional May Half Term
Activities





14. Trash Fashion.

Turn recycling into an outrageous outfit!

You will need scissors, tape, and clean household rubbish items that are safe to handle. For example, newspapers, magazines, cardboard and crisp packets. You could also add string, paint, stickers, scraps of fabric, wool and ribbon. Using your rubbish items and any other materials you have to use, create fancy dress costume items. You could make a hat, a cape, a pair of shoes, or a whole outfit! Once your outfit is made, show it off to other members of your household- you could even make some items for them too!



KFOS
Key Stage 2
Optional May Half Term
Activities

